

TOP 9 TIPS FILMING WITH A SMARTPHONE

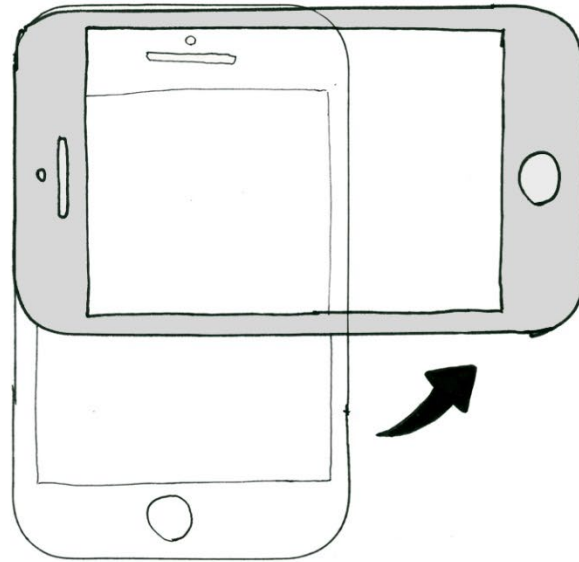


curated by ↴
MIKE
SUNDERLAND


illustrated by ↴
ALEXANDRA P.
ALBERDA



1 HOLD YOUR PHONE SIDEWAYS




2 KEEP YOUR PHONE STEADY

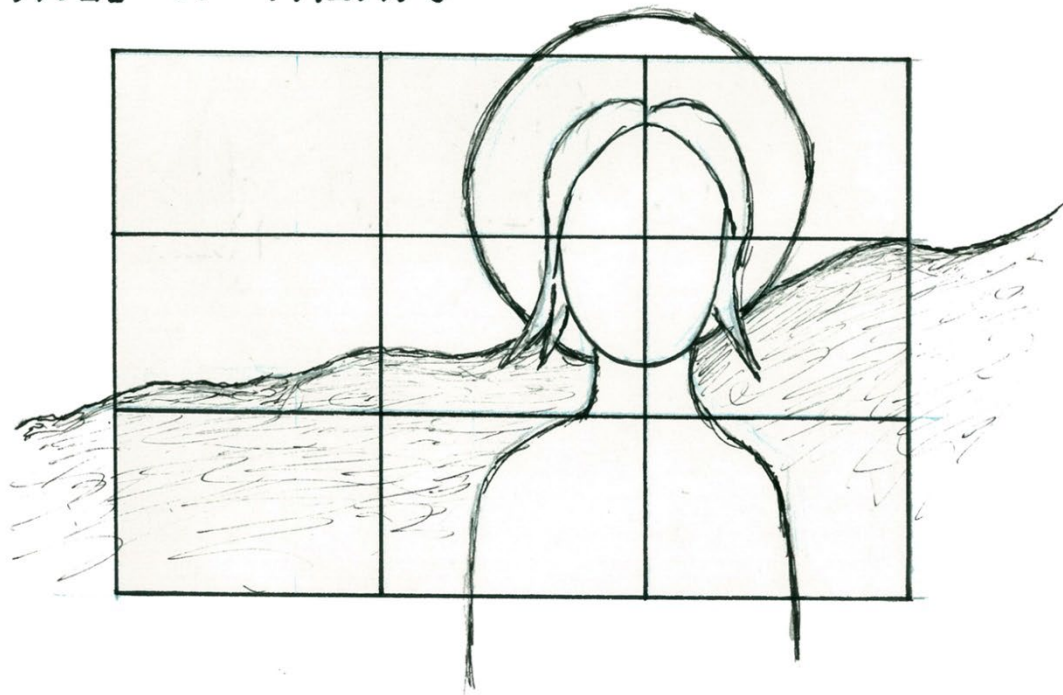


DiY (up-cycled) Tripod

3 KNOW YOUR LIGHTING




4 RULE OF THIRDS




5 FIND A QUIET SPOT

for interviews




6 ZOOM BY MOVING → THE CAMERA CLOSER



7 SHOOT SIMPLE SEQUENCES



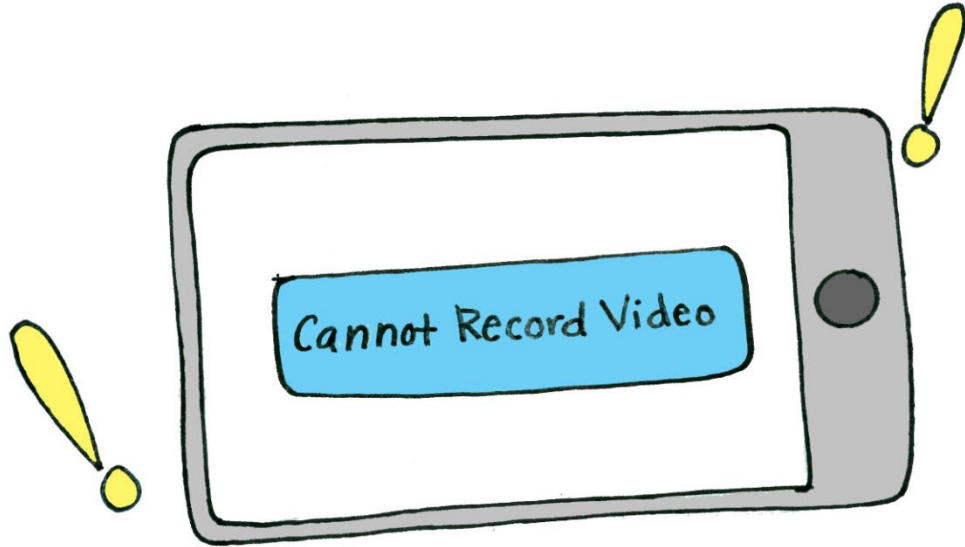
8 REMEMBER TO CHARGE YOUR PHONE



*bring your charger or power bank



9 KEEP ENOUGH STORAGE SPACE AVAILABLE





Interview tips

- Ask clear and simple questions
- Aim for depth and detail
- Ask open-ended questions – not “yes” or “no” questions but “explain to me how you discovered your talent?”
- Don’t assume the audience knows as much as you do
- Remain quiet after you’ve asked questions

